

## LARIMER COUNTY PARKS ADVISORY BOARD

*The mission of Larimer County Department of Natural Resources is to establish, protect and manage significant regional parks and open lands providing quality outdoor recreational opportunities and stewardship of natural resource values. We are committed to fostering a sense of community and appreciation for the natural and agricultural heritage of Larimer County for present and future generations.*

**Date:** May 14, 2019

**Time:** 5:30 – 8:30 p.m.

**Location:** Horsetooth Area Information Center (HAIC), 4200 W. County Road 38E, Fort Collins, CO 80526

**Contact:** Please contact Emmy at [ellisoea@co.larimer.co.us](mailto:ellisoea@co.larimer.co.us) or 970-619-4462 if you are unable to attend.

## AGENDA

Scheduled times are subject to change.

1. CALL TO ORDER/INTRODUCTIONS
2. PUBLIC COMMENT
3. AGENDA REVIEW
4. REVIEW AND APPROVAL OF LAST MEETING MINUTES
5. INFORMATION & ANNOUNCEMENTS
  - a. Natural Resource events for this month: See <http://www.larimer.org/naturalresources>.
  - b. To sign up for Parks Advisory Board minutes, go to <http://larimer.org/subscriptions.cfm>, enter your email, click 'Subscribe,' and then check the 'Parks Advisory Board' box.
  - c. Boat ramp hours at HT Reservoir and Carter Lake were extended starting May 1<sup>st</sup> and all ramps will be open: HT Reservoir (South Bay, Inlet Bay, Satanka) and Carter Lake (North ramp, South Shore ramp, North Pines ramp) are open from 6 a.m. to 10 p.m., 7 days per week. Night fishing is now available using new gate systems at South Bay at HT Reservoir and North Pines at Carter Lake.
  - d. Reminder of venue change to HAIC for next month's meeting – Daylan

6. UPDATES & REPORTS

- a. Park District updates – Dan/Mark
- b. Update on Vehicle Counter equipment – Ken
- c. Transition to quarterly Department reports – Daylan
- d. Update on Capital Program Manager position – Daylan
- e. 2018 Annual Report – Teddy
- f. Regulation publicity – Teddy
- g. Budget presentation – Lori

7. DISCUSSION ITEMS

8. ACTION ITEMS

9. U.S. BUREAU OF RECLAMATION UPDATE

10. BOARD MEMBER REPORTS

11. DIRECTOR'S REPORT: Daylan Figgs

12. NEXT MEETING SCHEDULED: 6/11/2019 at Horsetooth Area Information Center (HAIC), 4200 W. County Road 38E, Fort Collins, CO 80526

13. EXECUTIVE SESSION: Pursuant to C.R.S. (24-6-402(4)(a)) for discussion pertaining to the purchase, acquisition, lease, transfer or sale of any real, personal or other property interest.

14. ADJOURN

*Included in PDF:*

- Agenda
- Sales Tax Revenue Distribution Report
- Budget presentation

*Attached Separately:*

- Minutes of last meeting

This meeting will be recorded and archived according to law. Votes require a quorum.

Public can view agenda and minutes at:

[http://legacy.larimer.org/boards/minutes/parks\\_advisory\\_board.cfm](http://legacy.larimer.org/boards/minutes/parks_advisory_board.cfm)



**OPEN SPACE SALES TAX ACTIVITY**  
**Januray 2019 Distribution**

REVENUES:

SALES TAX	\$	967,939.98
MV USE TAX	\$	80,859.88
BUILDING USE TAX	\$	14,918.14
INTEREST	\$	5,336.08
TOTAL REVENUE	\$	1,069,054.08

EXPENDITURES:

PERSONNEL & OPERATING	\$	2,502.96	\$	2,502.96
			\$	2,502.96
NET REVENUE:	\$	1,066,551.12		

% SALES TAX DISTRIBUTED TO INCORP. AREAS (USED AS A BASIS) 50%

**DISTRIBUTION BASED ON POPULATION**

2018 State of Colorado Statistics

	<u>2017 POPULATION</u>	<u>% OF INCORP AREA</u>	<u>REVENUE</u>
FORT COLLINS	164,810	59.86	\$ 319,210.36
LOVELAND	76,797	27.89	\$ 148,743.39
ESTES PARK	6,276	2.28	\$ 12,155.60
BERTHOUD	6,762	2.46	\$ 13,096.90
WELLINGTON	9,501	3.45	\$ 18,401.90
WINDSOR	7,042	2.56	\$ 13,639.22
JOHNSTOWN	833	0.30	\$ 1,613.39
TIMNATH	3,312	1.20	\$ 6,414.81
TOTAL INCORP.	275,333	100.00	\$ 533,275.56

**DISTRIBUTION BASED ON SALES TAX GENERATION**

2018 Larimer County Statistics

	<u>2017 GENERATION</u>	<u>% OF INCORP AREA SALES TAX</u>	<u>REVENUE</u>
FORT COLLINS	\$ 15,871,780	55.45	\$ 295,723.68
LOVELAND	\$ 8,741,862	30.54	\$ 162,878.75
ESTES PARK	\$ 1,657,605	5.79	\$ 30,884.57
BERTHOUD	\$ 284,353	0.99	\$ 5,298.08
WELLINGTON	\$ 241,630	0.84	\$ 4,502.06
WINDSOR	\$ 342,229	1.20	\$ 6,376.43
JOHNSTOWN	\$ 627,655	2.19	\$ 11,694.49
TIMNATH	\$ 854,308	2.98	\$ 15,917.50
TOTAL INCORP	\$ 28,621,422	100.00	\$ 533,275.56

**DISTRIBUTION BASED ON HIGHEST YIELD TO INCORPORATED AREAS:**

FORT COLLINS	\$ 319,210.36	54.50
LOVELAND	\$ 162,878.75	27.81
ESTES PARK	\$ 30,884.57	5.27
BERTHOUD	\$ 13,096.90	2.24
WELLINGTON	\$ 18,401.90	3.14
WINDSOR	\$ 13,639.22	2.33
JOHNSTOWN	\$ 11,694.49	2.00
TIMNATH	\$ 15,917.50	2.72
TOTAL INCORP	\$ 585,723.69	100.00

**NEW DISTRIBUTION FOR MUNICIPAL AGREEMENT:**

		<b><u>YEAR TO DATE</u></b>	<b><u>PAID TO DATE</u></b>
FORT COLLINS	\$ 290,626.94	\$ 290,626.94	\$ 80,485,819.33
LOVELAND	\$ 148,293.91	\$ 148,293.91	\$ 37,283,543.85
ESTES PARK	\$ 28,119.03	\$ 28,119.03	\$ 6,118,280.55
BERTHOUD	\$ 11,924.15	\$ 11,924.15	\$ 2,928,557.85
WELLINGTON	\$ 16,754.12	\$ 16,754.12	\$ 2,694,748.40
WINDSOR	\$ 12,417.90	\$ 12,417.90	\$ 1,475,997.08
JOHNSTOWN	\$ 10,647.32	\$ 10,647.32	\$ 935,228.90
TIMNATH	\$ 14,492.19	\$ 14,492.19	\$ 1,097,153.06
TOTAL INCORP	\$ 533,275.56	\$ 533,275.56	\$ 133,019,329.02
TOTAL UNINCORP	\$ 533,275.56	\$ 533,275.56	\$ 95,463,021.85
TOTAL	\$ 1,066,551.12	\$ 1,066,551.12	\$ 228,482,350.87
	\$ (0.00)		

**OPEN SPACE SALES TAX ACTIVITY**  
**February 2019 Distribution**

REVENUES:

SALES TAX	\$	938,075.43
MV USE TAX	\$	72,098.78
BUILDING USE TAX	\$	44,134.69
INTEREST	\$	6,273.86
	\$	0.77
TOTAL REVENUE	\$	1,060,583.53

EXPENDITURES:

PERSONNEL & OPERATING	\$	3,899.27	\$	6,402.23
			\$	6,402.23

NET REVENUE:	\$	1,056,684.26
--------------	----	--------------

% SALES TAX DISTRIBUTED TO INCORP. AREAS (USED AS A BASIS) 50%

**DISTRIBUTION BASED ON POPULATION**

2018 State of Colorado Statistics

	<u>2017 POPULATION</u>	<u>% OF INCORP AREA</u>	<u>REVENUE</u>
FORT COLLINS	164,810	59.86	\$ 316,257.28
LOVELAND	76,797	27.89	\$ 147,367.34
ESTES PARK	6,276	2.28	\$ 12,043.14
BERTHOUD	6,762	2.46	\$ 12,975.74
WELLINGTON	9,501	3.45	\$ 18,231.66
WINDSOR	7,042	2.56	\$ 13,513.04
JOHNSTOWN	833	0.30	\$ 1,598.46
TIMNATH	3,312	1.20	\$ 6,355.46
TOTAL INCORP.	275,333	100.00	\$ 528,342.13

**DISTRIBUTION BASED ON SALES TAX GENERATION**

2018 Larimer County Statistics

	<u>2017 GENERATION</u>	<u>% OF INCORP AREA SALES TAX</u>	<u>REVENUE</u>
FORT COLLINS	\$ 15,871,780	55.45	\$ 292,987.89
LOVELAND	\$ 8,741,862	30.54	\$ 161,371.93
ESTES PARK	\$ 1,657,605	5.79	\$ 30,598.85
BERTHOUD	\$ 284,353	0.99	\$ 5,249.06
WELLINGTON	\$ 241,630	0.84	\$ 4,460.41
WINDSOR	\$ 342,229	1.20	\$ 6,317.44
JOHNSTOWN	\$ 627,655	2.19	\$ 11,586.31
TIMNATH	\$ 854,308	2.98	\$ 15,770.25
TOTAL INCORP	\$ 28,621,422	100.00	\$ 528,342.13

**DISTRIBUTION BASED ON HIGHEST YIELD TO INCORPORATED AREAS:**

FORT COLLINS	\$ 316,257.28	54.50
LOVELAND	\$ 161,371.93	27.81
ESTES PARK	\$ 30,598.85	5.27
BERTHOUD	\$ 12,975.74	2.24
WELLINGTON	\$ 18,231.66	3.14
WINDSOR	\$ 13,513.04	2.33
JOHNSTOWN	\$ 11,586.31	2.00
TIMNATH	\$ 15,770.25	2.72
TOTAL INCORP	\$ 580,305.05	100.00

**NEW DISTRIBUTION FOR MUNICIPAL AGREEMENT:**

		<b><u>YEAR TO DATE</u></b>	<b><u>PAID TO DATE</u></b>
FORT COLLINS	\$ 287,938.31	\$ 578,565.25	\$ 80,773,757.64
LOVELAND	\$ 146,922.01	\$ 295,215.92	\$ 37,430,465.86
ESTES PARK	\$ 27,858.90	\$ 55,977.93	\$ 6,146,139.45
BERTHOUD	\$ 11,813.84	\$ 23,737.99	\$ 2,940,371.69
WELLINGTON	\$ 16,599.12	\$ 33,353.24	\$ 2,711,347.52
WINDSOR	\$ 12,303.02	\$ 24,720.92	\$ 1,488,300.10
JOHNSTOWN	\$ 10,548.82	\$ 21,196.14	\$ 945,777.72
TIMNATH	\$ 14,358.11	\$ 28,850.30	\$ 1,111,511.17
TOTAL INCORP	<u>\$ 528,342.13</u>	<u>\$ 1,061,617.69</u>	<u>\$ 133,547,671.15</u>
TOTAL UNINCORP	<u>\$ 528,342.13</u>	<u>\$ 1,061,617.69</u>	<u>\$ 95,991,363.98</u>
TOTAL	<u><u>\$ 1,056,684.26</u></u>	<u><u>\$ 2,123,235.38</u></u>	<u><u>\$ 229,539,035.13</u></u>
	\$ 0.00		

# LARIMER COUNTY: NATURAL RESOURCES

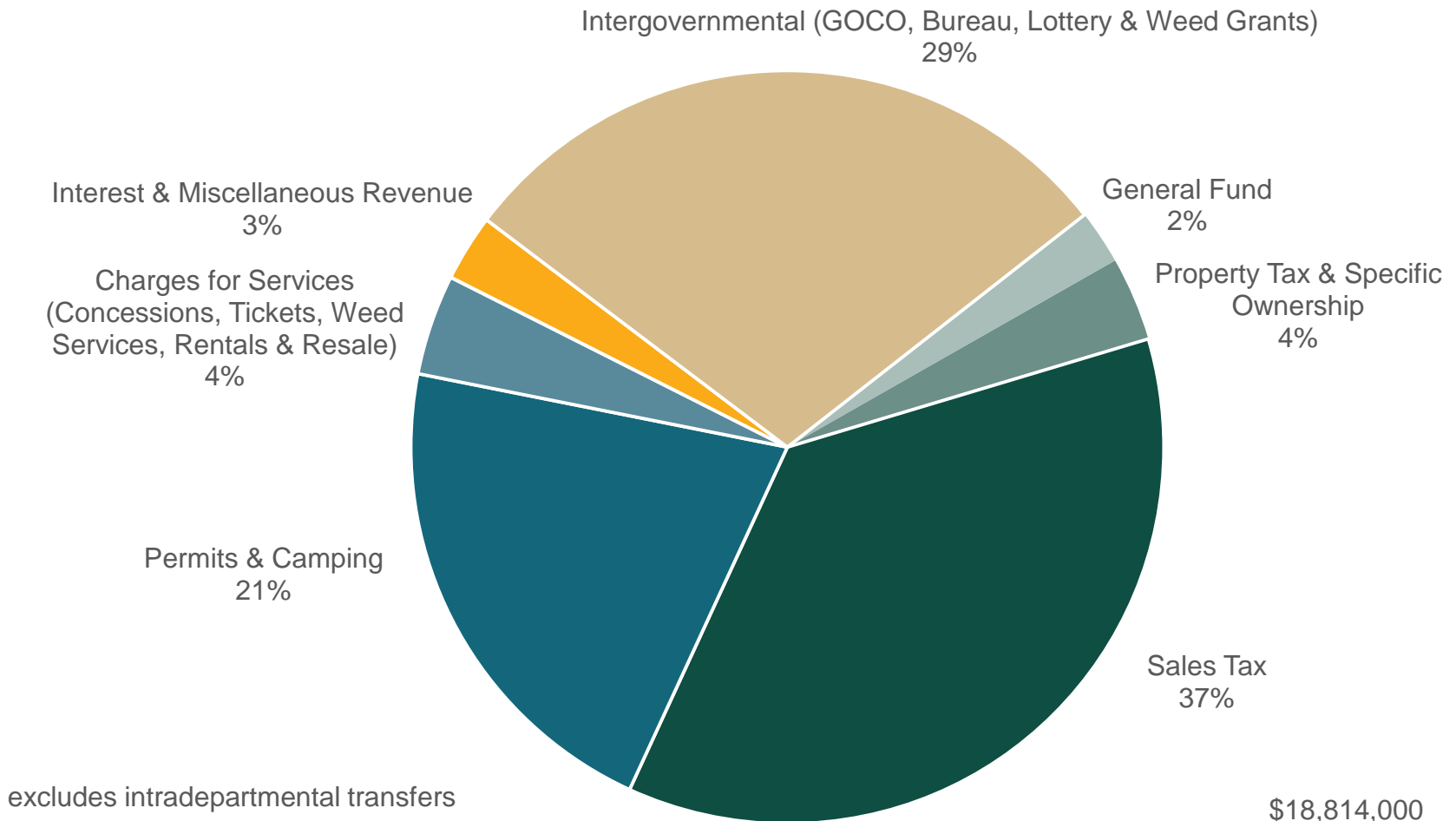


## PARKS FINANCIAL REVIEW

APRIL 2019



# 2018 DEPARTMENT REVENUE

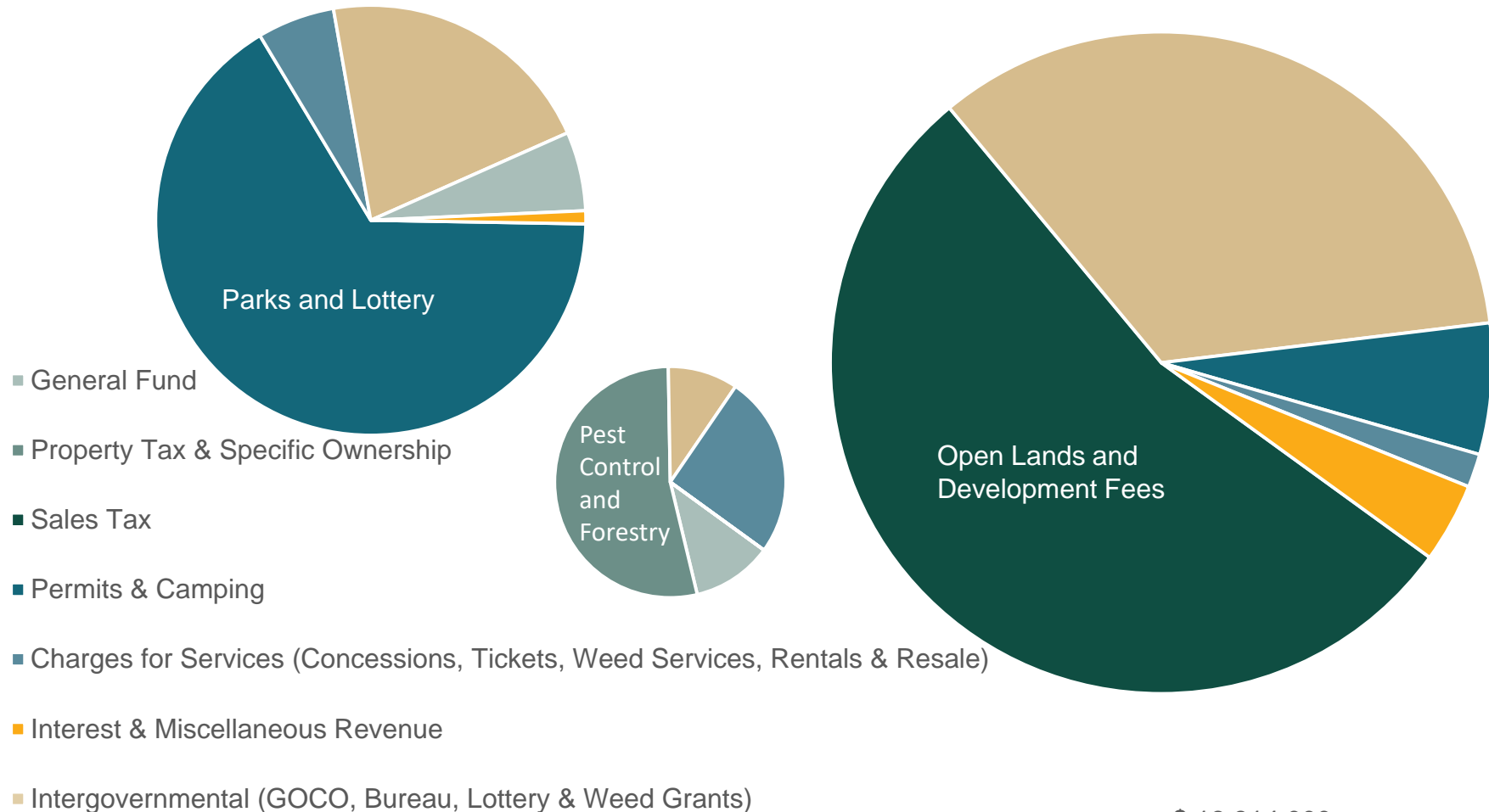




# FUNDING SOURCES AND FUNDS

- Park Operations – Bureau of Reclamation Properties
- Lottery – Conservation Trust Funds
- Sales Tax – Help Preserve Open Space Initiative
- Regional and Community Park Fees
- Weed Mill Levy – Pest Control District
- Weed and Forestry Enterprise
- General Fund – Larimer County

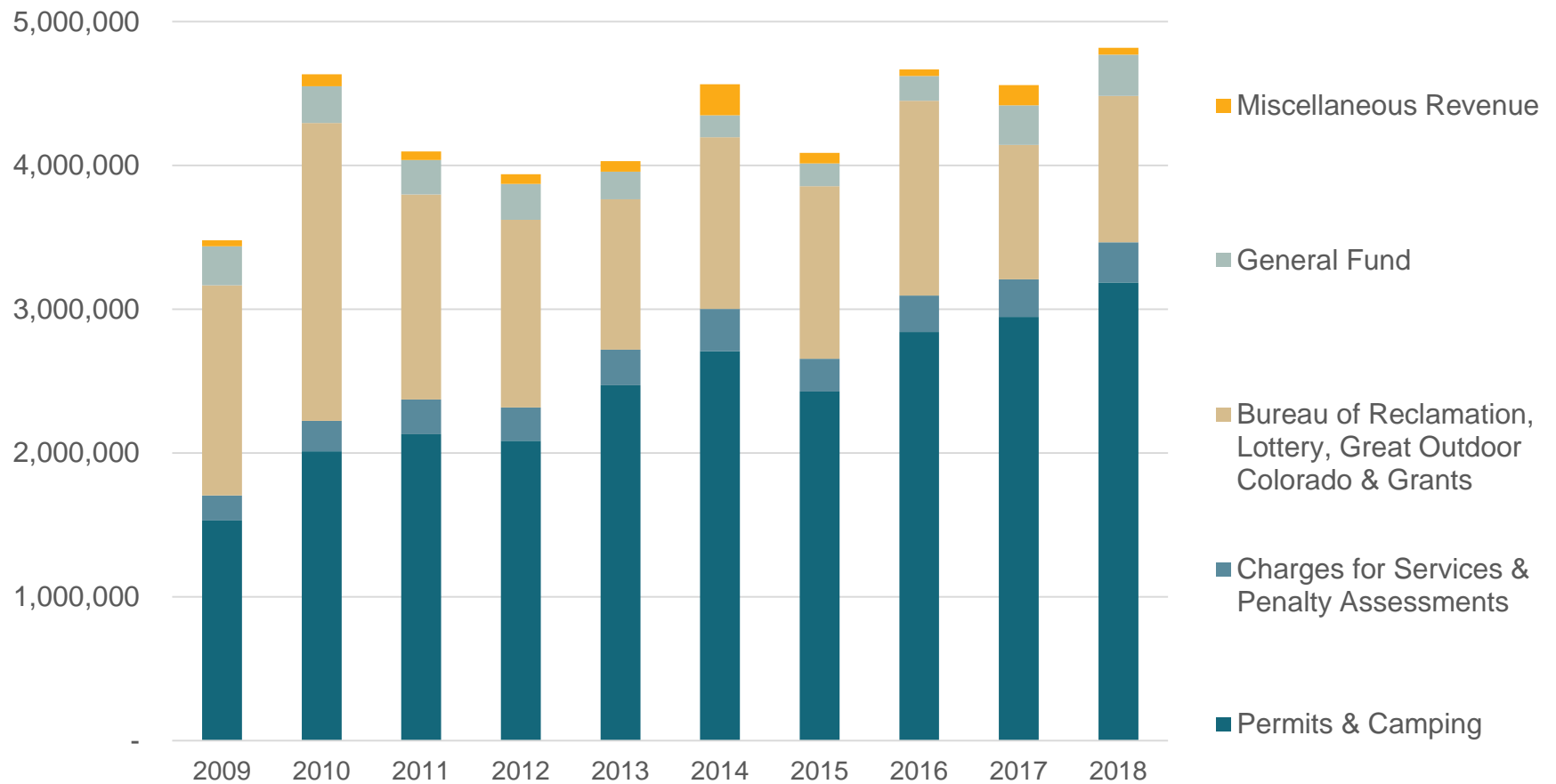
# 2018 REVENUE BY SECTION



\$ 18,814,000

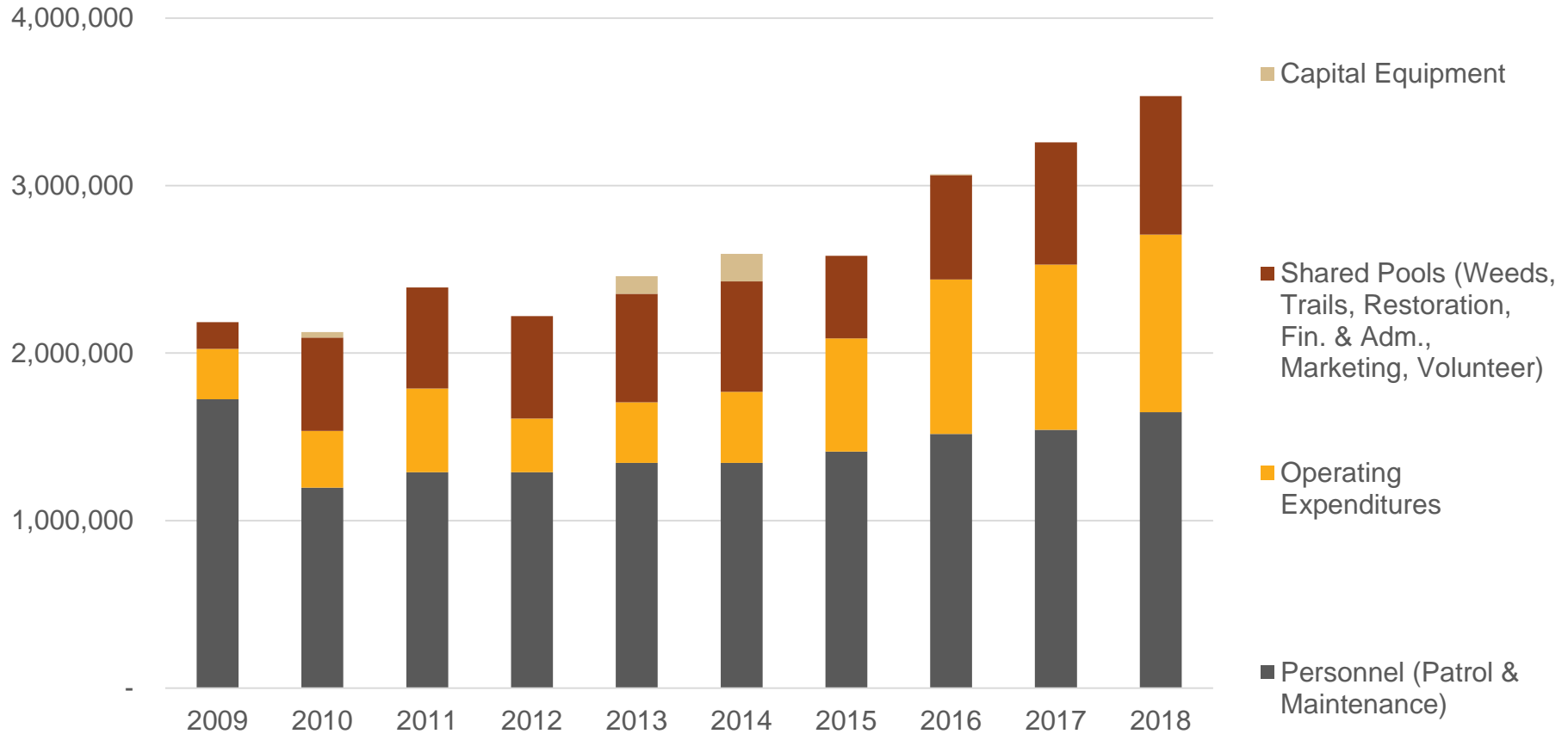
excludes intradepartmental transfers

# PARKS AND LOTTERY REVENUES



excludes intradepartmental transfers

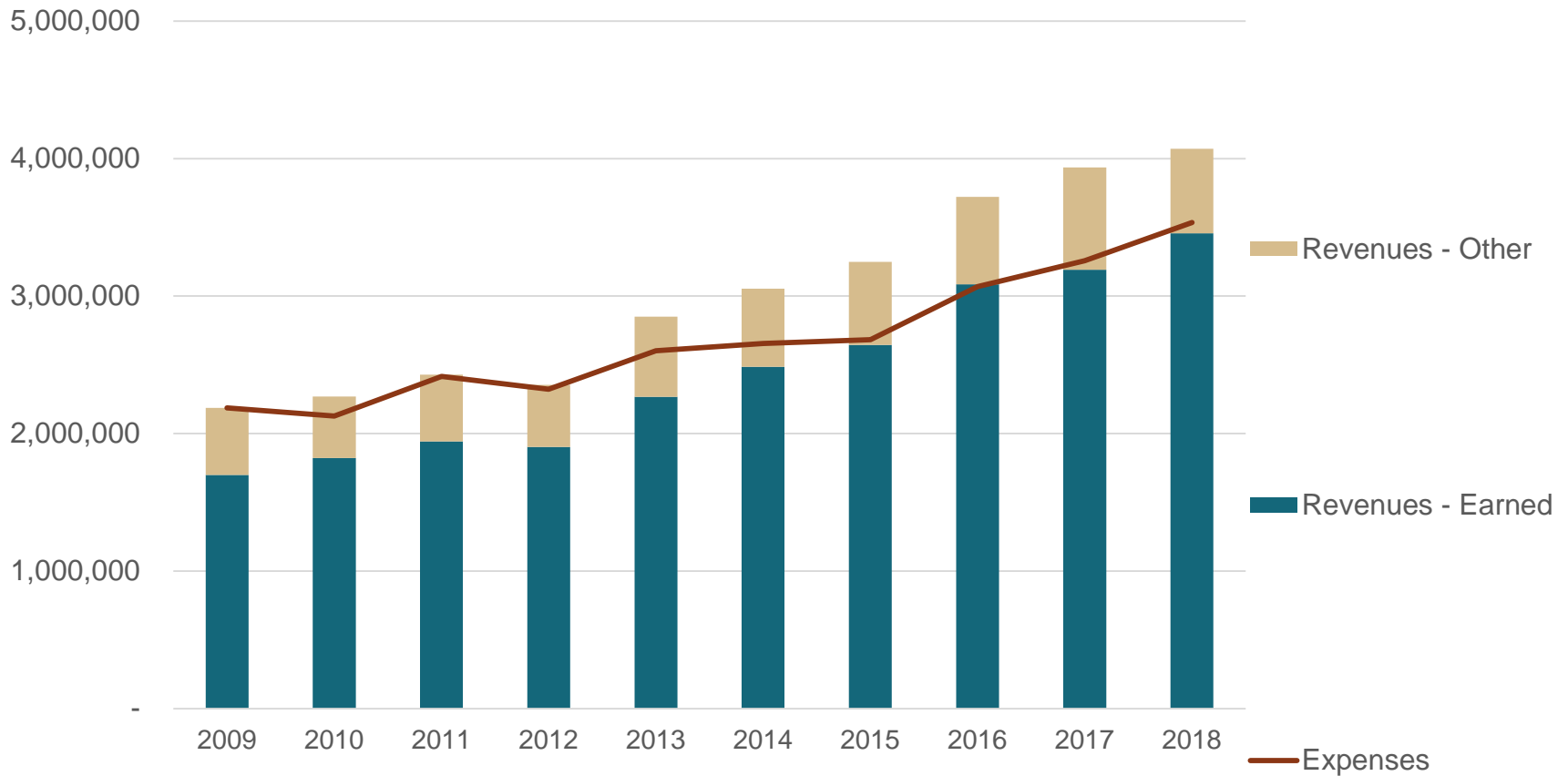
# RESERVOIR OPERATIONS EXPENSES



additional shared costs pooled in 2010

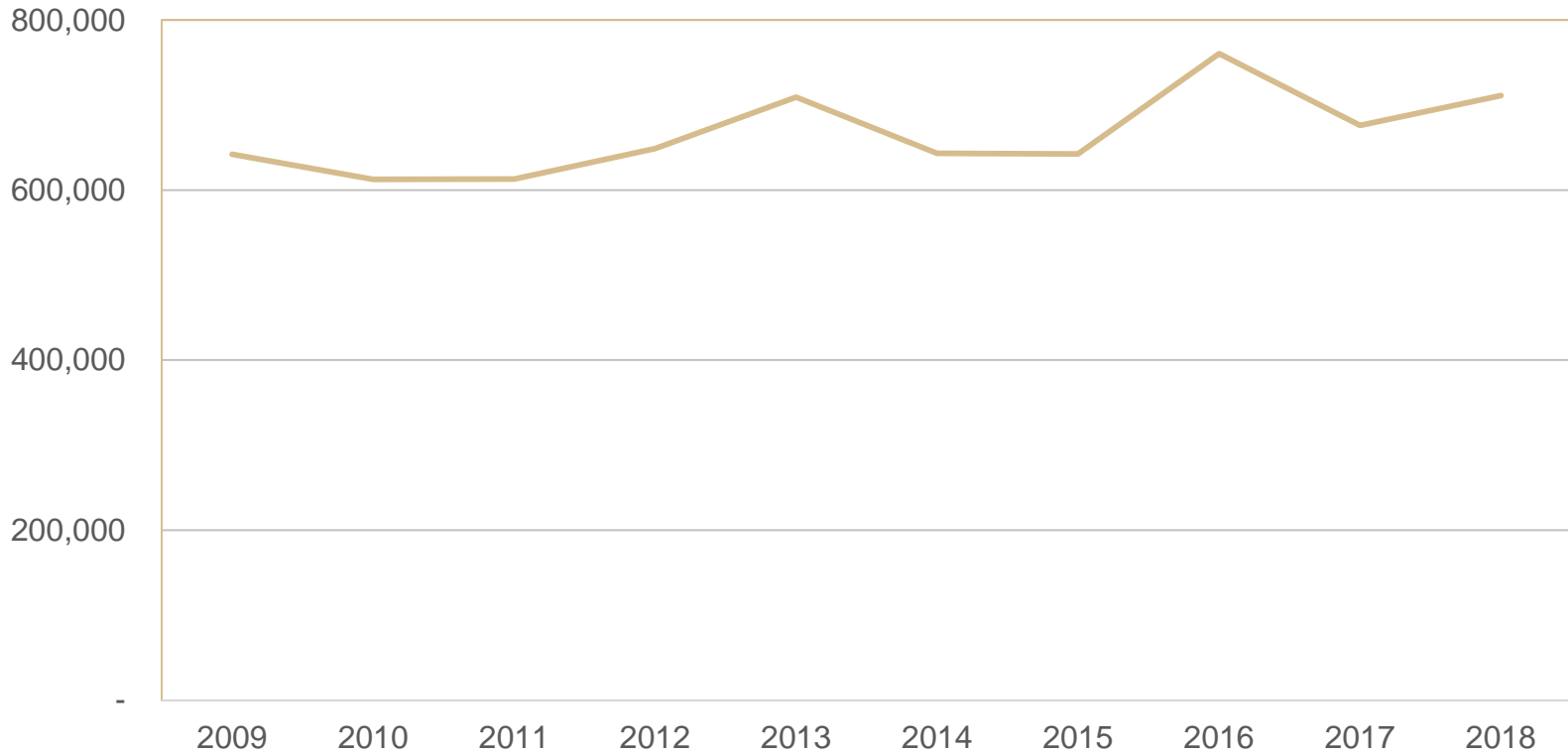
operating cost increases include central services, (IT, fleet, facility), credit card fees and mid-sized maintenance projects

# RESERVOIR OPERATIONS REVENUE AND EXPENSES

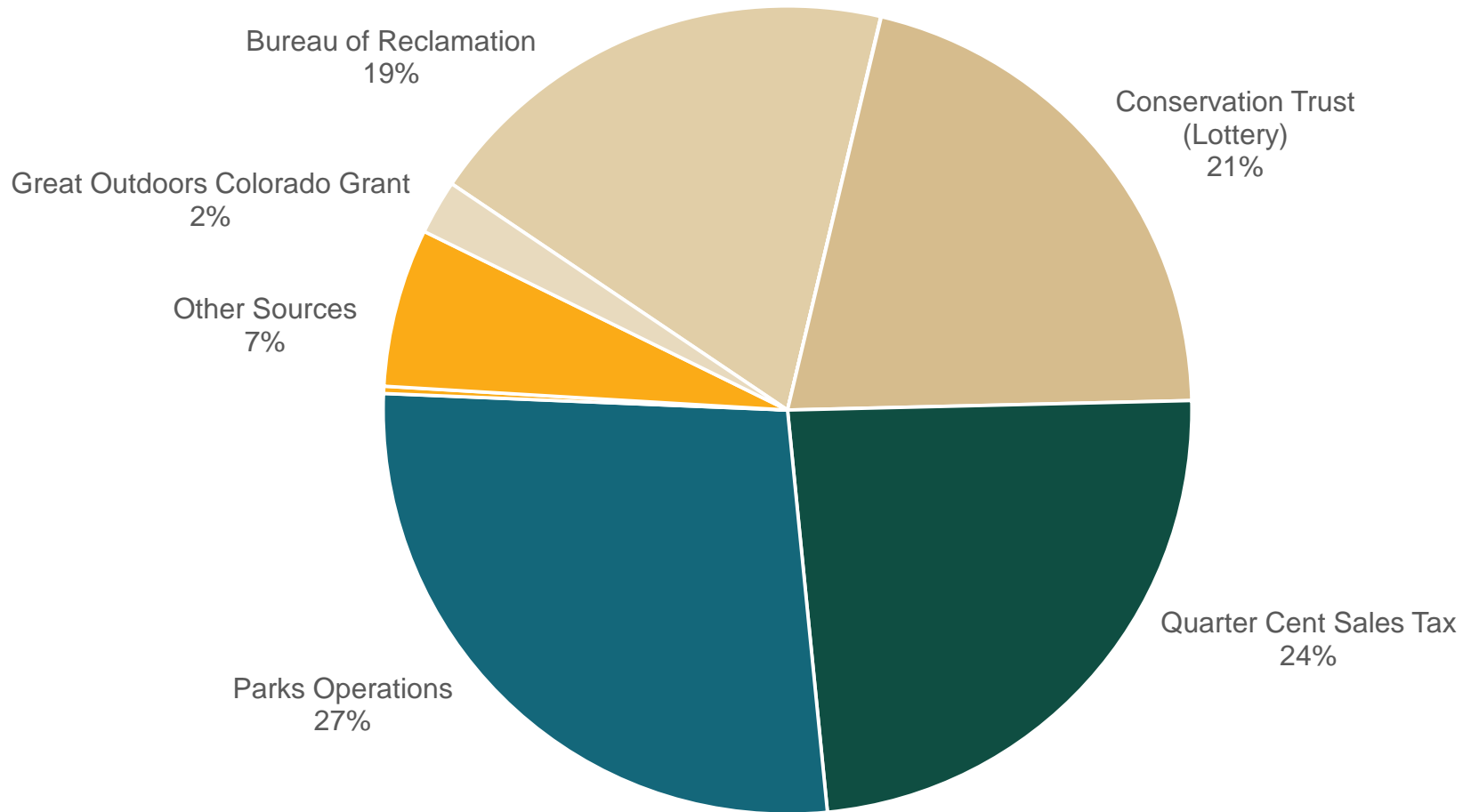


park permit fee structure was totally revamped for 2013  
camping fees recorded at gross beginning in 2016

# CONSERVATION TRUST (LOTTERY) REVENUES

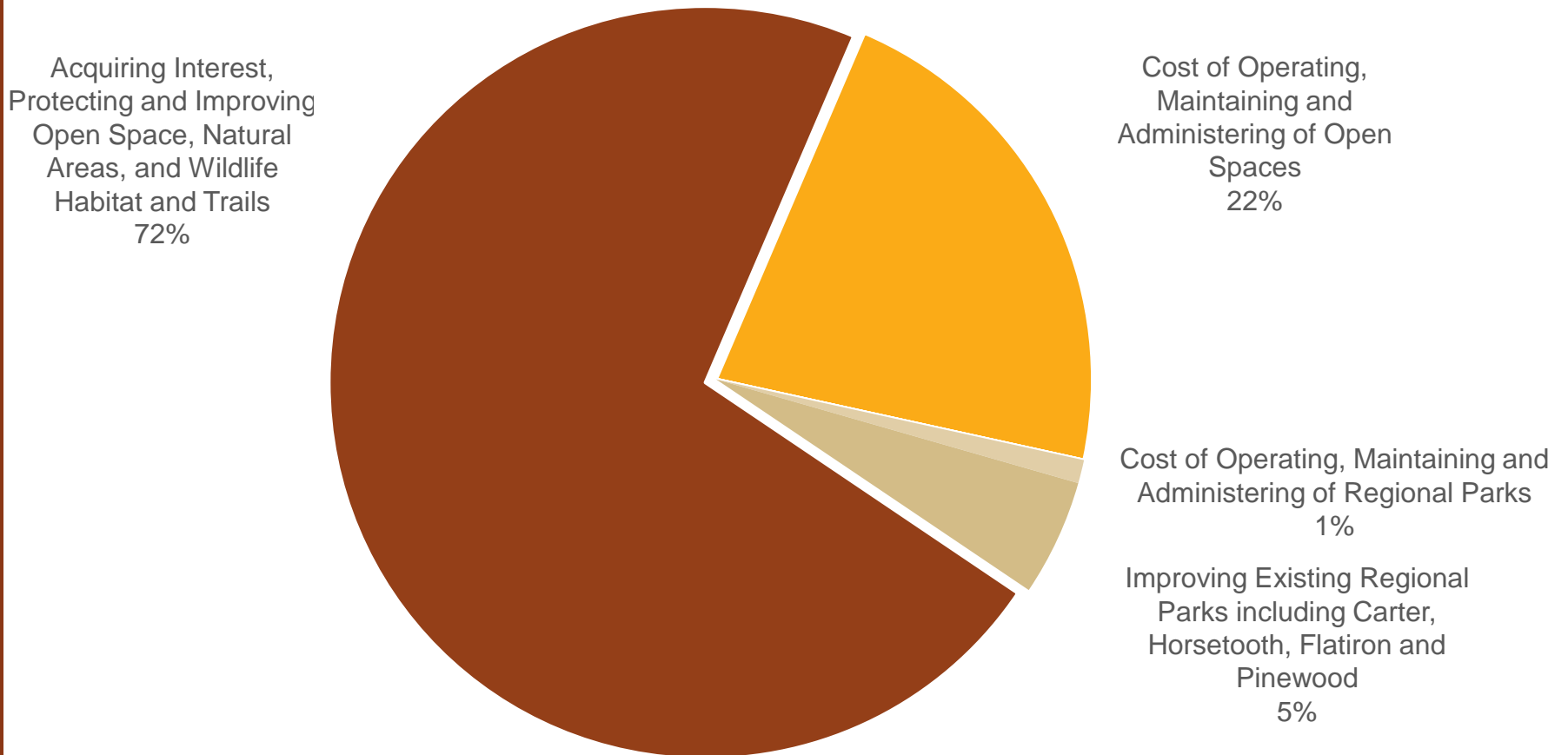


# PARKS CAPITAL PROJECTS REVENUE SOURCES FOR 2009-2018



\$ 12,890,000

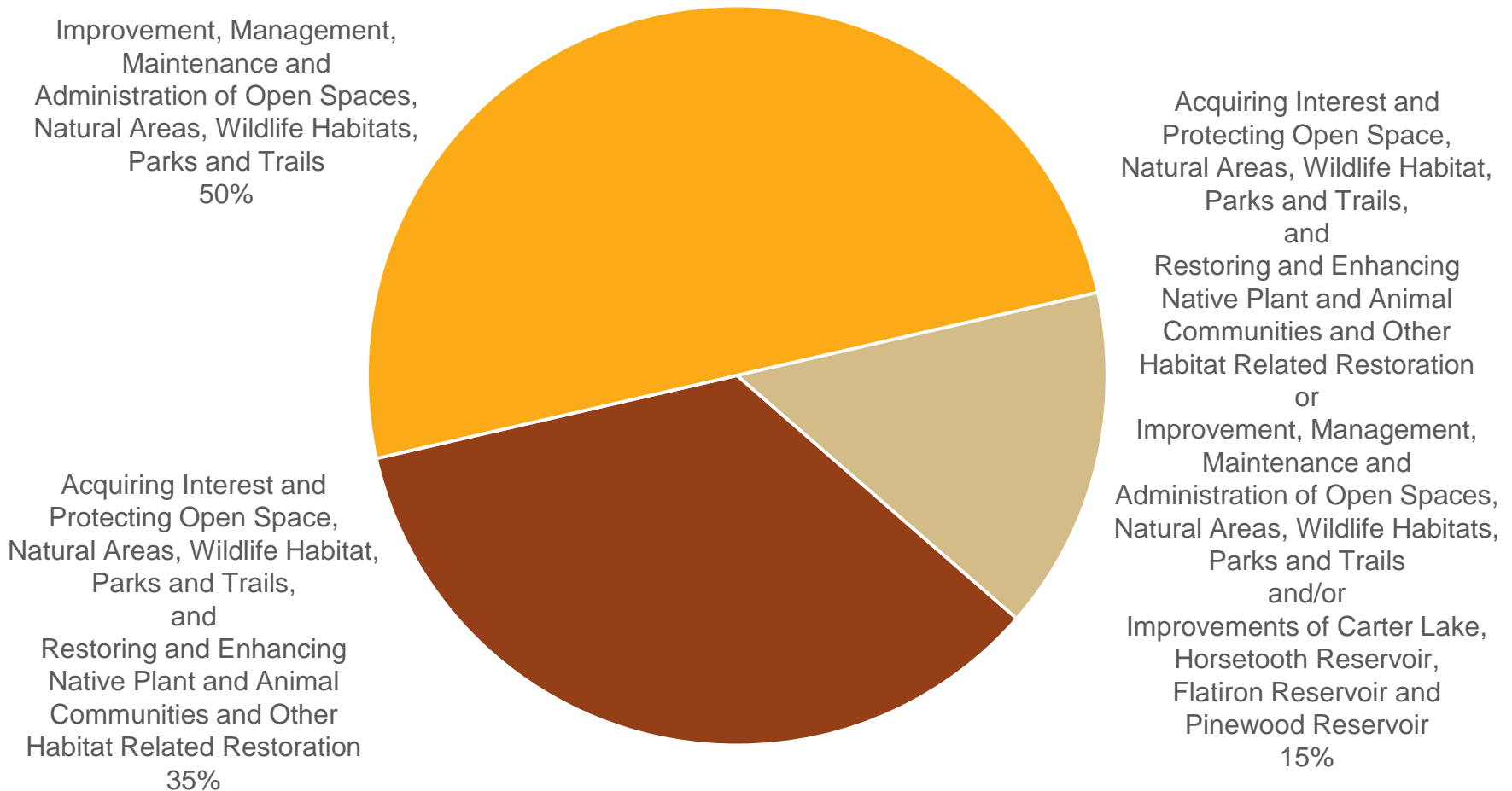
# SALES TAX EXPENSES FROM 1996 THROUGH 2018



\$ 80,278,000

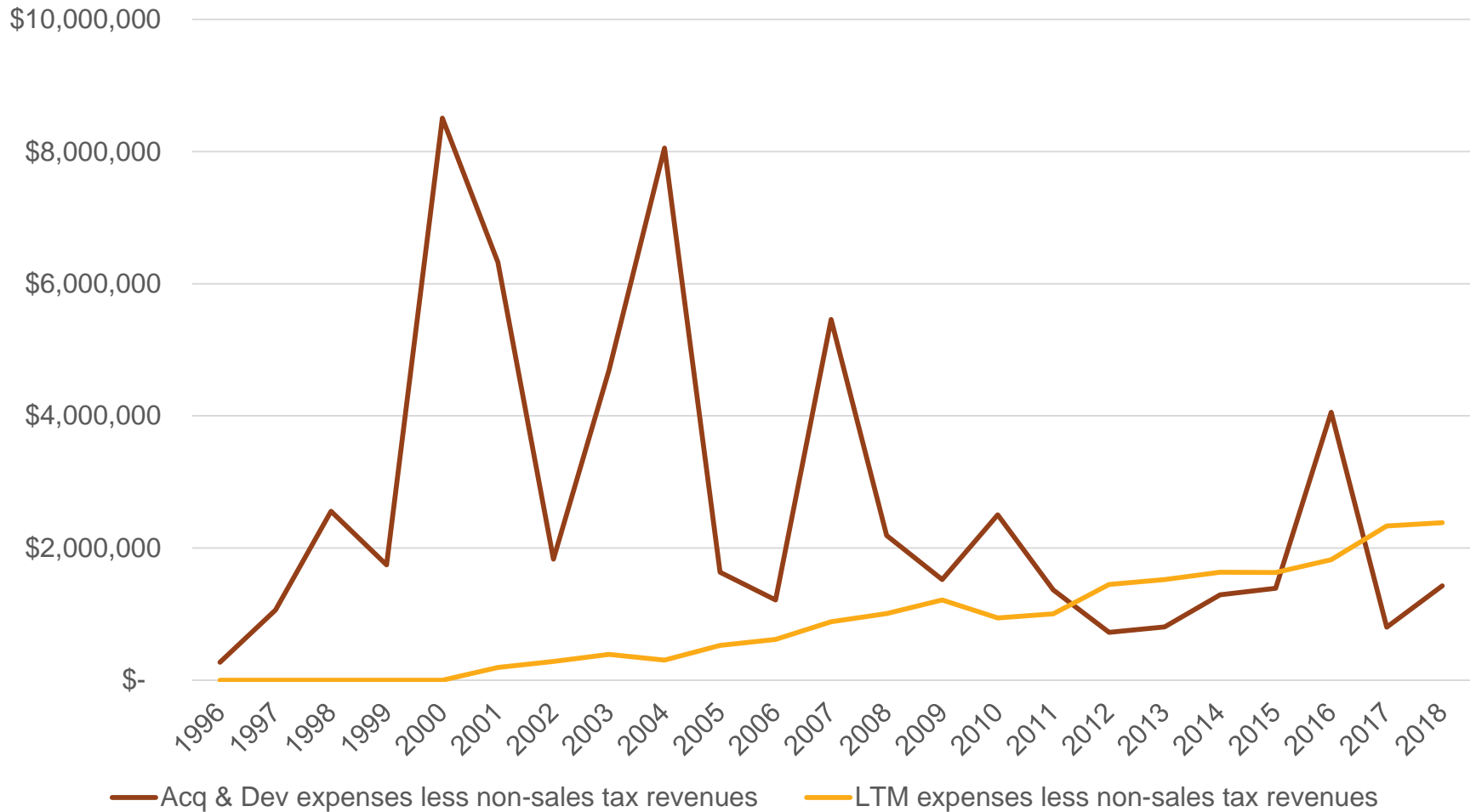


# EXTENSION OF SALES TAX 2019 THROUGH 2043



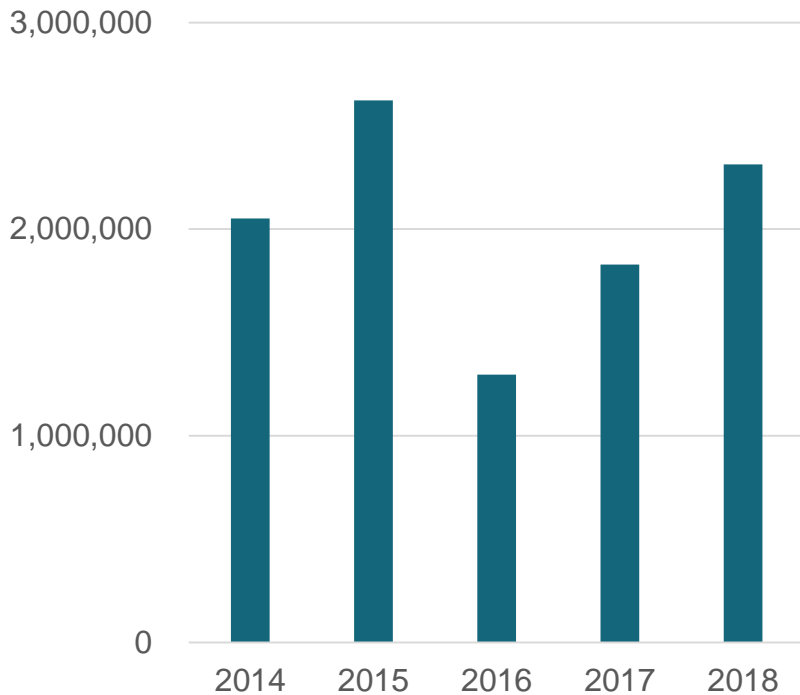
The County's share increases from 42% to 50%

# SALES TAX SPENT



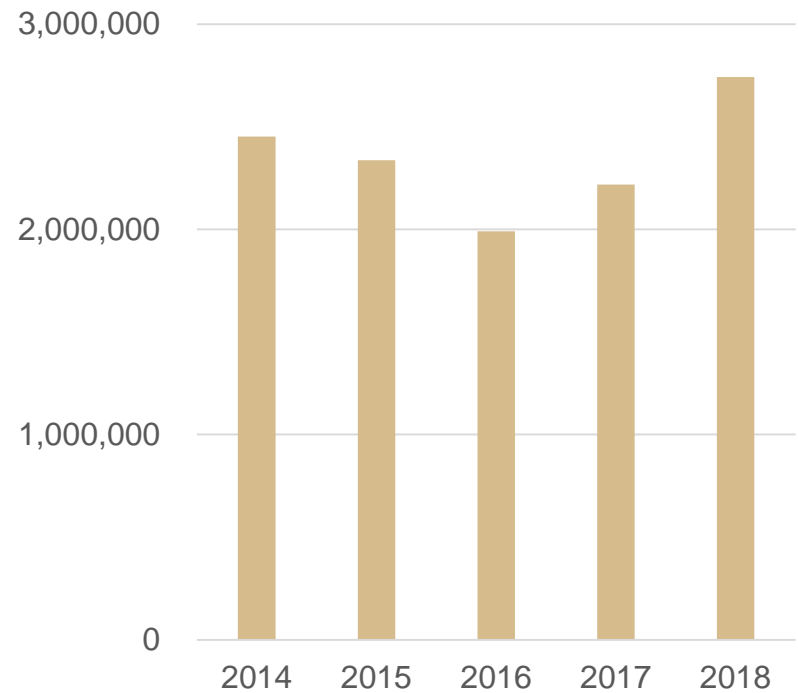
# PARKS OPERATIONS AND LOTTERY FUND BALANCES

Park Operations



Reserve target  
\$ 350,000

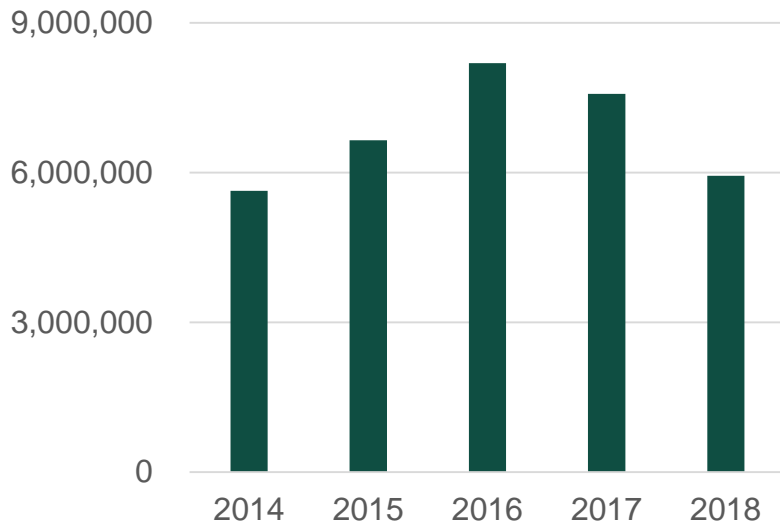
Lottery



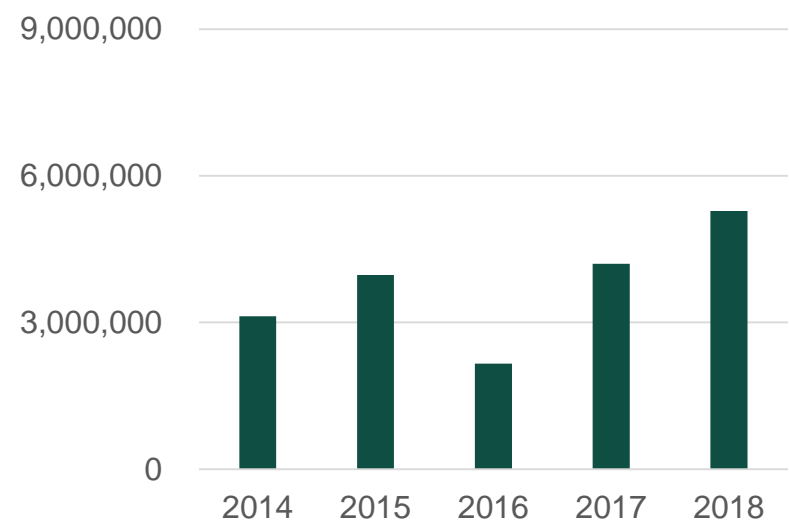
Reserve target  
\$ 250,000

# SALES TAX AND REGIONAL PARK FEES FUND BALANCES

Open Lands Acquisition & Development

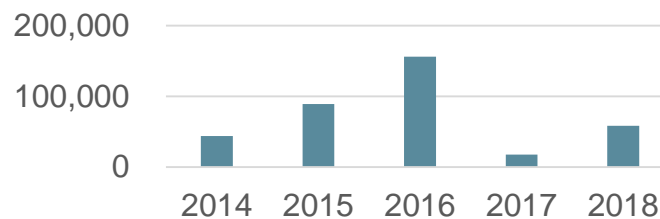


Open Lands Long-Term Management



Reserve target  
\$ 500,000

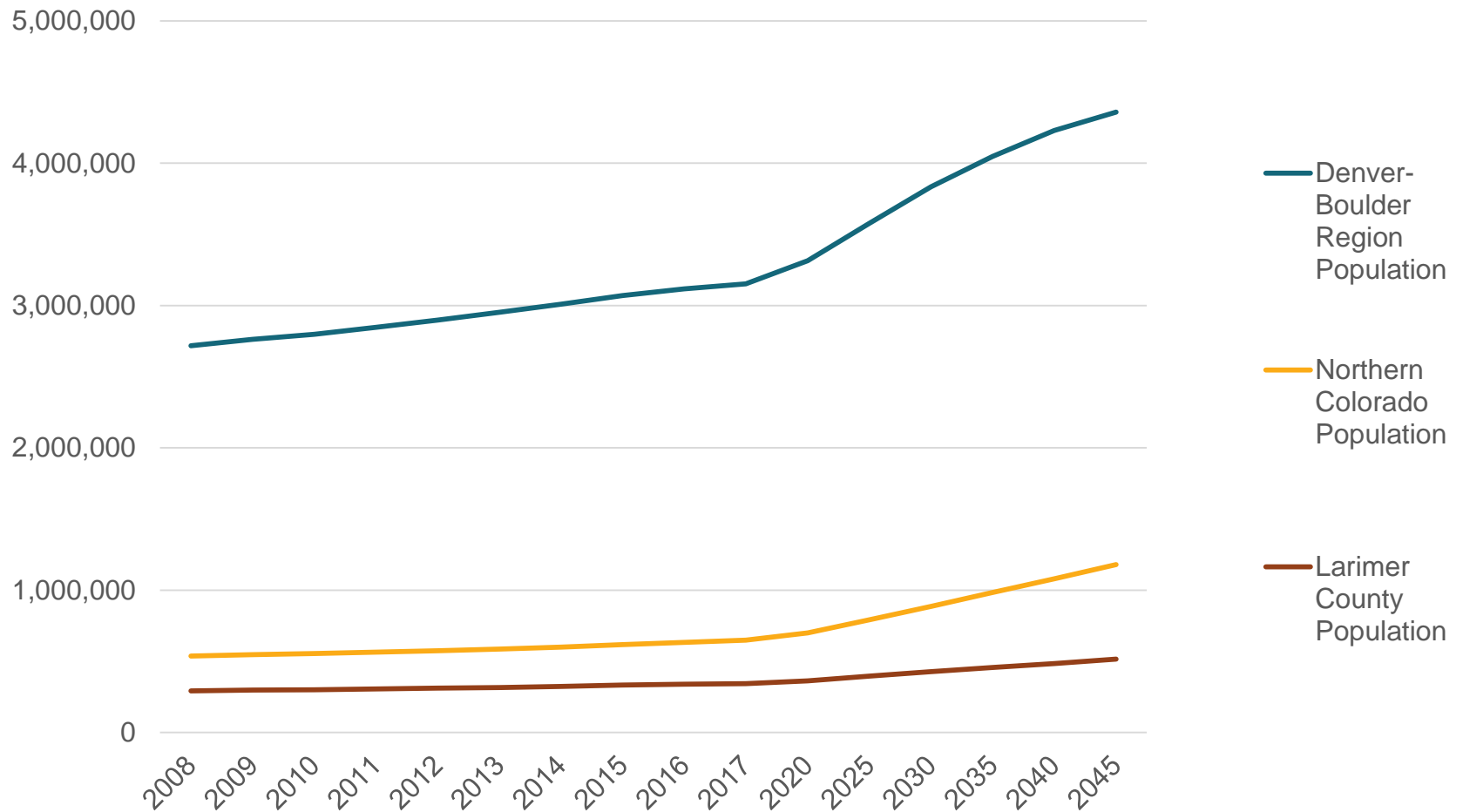
Regional Park Fees



Reserve target  
\$ 500,000

Reserve target  
TBD

# HISTORIC AND PROJECTED REGIONAL POPULATION GROWTH



# EXISTING FEE AREAS PROJECTED PERMIT AND CAMPING GROWTH

Units of permits/camping nights

